



Sleep Mask

Instructions For Use

Light Therapy for
Diabetic Retinopathy

Pack Contents



Pod, 1 x



Fabric Mask, 1 x



Instructions for Use, 1 x



Return Envelope, 1 x



Pod Wipes, 4 x
(including 3 for general use
and 1 to be kept to clean the
pod before return)

**If any item is missing please contact your
Noctura 400 provider**

Noctura 400

Read all of this leaflet carefully before you start using Noctura 400 because it contains important information for you.

- Keep this leaflet. You may need to read it again.
- If you have any further questions, ask your Noctura 400 provider.
- Do not pass this therapy onto others to use. It may not be suitable for them, even if their signs of illness are the same as yours.
- There are no known serious adverse effects related to the use of Noctura 400. The following mild adverse effects have been recorded in a small number of patients and usually diminish over time; general mask discomfort, inability to tolerate the lights, sleep disturbance. If you experience any side effects, talk to your Noctura 400 provider. This includes any possible side effects not listed in this leaflet.

Notes to User and/or Clinician

To achieve the maximum benefit from Noctura 400 and to avoid any potential hazards it is important that this device is used in accordance with the instructions laid out in this manual.

Any serious incident that has occurred in relation to Noctura 400 should be reported to the manufacturer and the national competent authority in which the user and/or patient is established.

Overview

Noctura 400 is designed to deliver a precise level of light therapy during the hours of sleep in order to treat Diabetic Retinopathy. The Pod is programmed to administer the light each night as part of a continuing therapy. **The device will only operate during a predefined period of 12 weeks, as indicated on the label on the inside of the box.**

At the end of the allocated period the Pod must be returned for analysis. To continue the treatment, a replacement mask will be required.

What Noctura 400 is and what it is used for

Indication for Use: Noctura 400 is a Class IIa medical device that is CE certified. It is a safe, non-invasive treatment for Diabetic Retinopathy and Diabetic Macular Oedema.

Contraindications for Use

- **DO NOT** use Noctura 400 to treat any condition other than that stated in the indication for use. Noctura 400 has not been tested for any other conditions.
- **DO NOT** use Noctura 400 if you have been diagnosed with Glaucoma until you have consulted your clinical prescriber.
- Noctura 400 is **NOT** recommended to be used with the following types of Glaucoma: Acute Angle-closure Glaucoma and Neovascular Glaucoma. The safe use of Noctura 400 with Acute Angle-closure Glaucoma and Neovascular Glaucoma has NOT been tested and the risk is unknown.
- If you have severe sight restricting Cataracts or Corneal Opacity you should consult your clinical prescriber before using Noctura 400. Severe Cataracts or Corneal Opacity may mean that Noctura 400 cannot adequately illuminate the retina and the effectiveness may be reduced. After cataract surgery and recovery, mask use can commence.
- **DO NOT** use Noctura 400 if you have Symptomatic Diabetic Keratopathy. The safe use of Noctura 400 with Diabetic Keratopathy has NOT been tested and the risk is unknown.

- **DO NOT** use Noctura 400 without clinical guidance if you are pregnant, or if you are planning to become pregnant. The safety for pregnant women has NOT been tested and the risk is unknown. If you do become pregnant when using Noctura 400 STOP using the device as soon as you are aware, and inform your clinical prescriber.
- **DO NOT** use Noctura 400 if you have an eye infection or are suffering with discharge from the eyes. Seek medical attention.
- **DO NOT** use Noctura 400 if you have an open cut on the face that is in direct contact with the sleep mask.
- **DO NOT** use Noctura 400 if you are aware that you have any sensitivity to light or are taking drugs that may make you sensitive to light.
- **DO NOT** use Noctura 400 if you are known to be sensitive to the materials mentioned on the fabric mask label. If you use the Fabric Mask and are sensitive to the materials, you may cause a skin reaction. Stop use if a reaction occurs.

Warnings and Precautions

- Current treatment must continue whilst using Noctura 400, unless otherwise prescribed by a clinician.
- Do not use if the packaging has previously been opened, or if the product has been damaged.
- Noctura 400 is powered by batteries sealed inside the Pod. Do not attempt to recharge or replace the batteries.
- Do not expose Noctura 400 to excessive heat and keep clean and dry at all times.
- Noctura 400 should not be sterilised, autoclaved, or flushed with water or any other fluids.
- Noctura 400 should be removed before getting out of bed to avoid the risk of falling.
- The Sleep Mask is suitable for use in the home healthcare environment. High electrostatic discharge may trigger the sleep mask to reset and turn off during use, however it should return to normal function after being restarted, if a reset occurs. More EMC information can be found at www.noctura.com/emc

- Use of this equipment adjacent to or stacked with other equipment should be avoided because it could result in improper operation. If such use is necessary, this equipment and the other equipment should be observed to verify that they are operating normally.
- Portable RF communications equipment (including mobile phones and peripherals such as antenna cables and external antennas) should be situated no closer than 30 cm (12 inches) from any part of the sleep mask. Otherwise, degradation of the performance of this equipment could result.
- Noctura 400 is intended as a single-patient use device.
- Any unauthorised modifications to the equipment may result in hazards.


Instructions for Use

Noctura 400 is to be worn during sleep hours, and is programmed to match your normal sleep cycle for up to 8 hours per night across a 12 week period, after which time it will automatically switch off and a new Noctura 400 will be required.

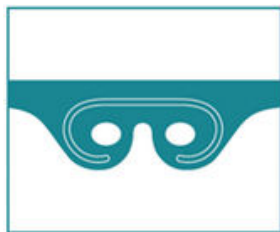
Although the mask will stay activated for 8 hours every night, you only need to wear the mask while you are sleeping, even if this is for less than 8 hours.

1 Remove the Noctura 400 Sleep Mask components from their packaging.

2 Noctura 400 is supplied in two parts: a light-emitting unit ('Pod') and a soft feel 'Fabric Mask'.



The Pod

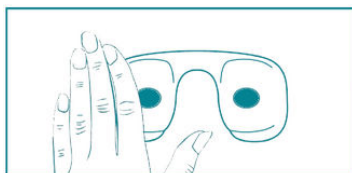


The Fabric Mask


3 The Pod delivers a precise level of light each night during the 12 week period, as written on the inside of the box.

4 Each night, when you are ready to go to bed, remove any make-up, false eyelashes, or anything that will interfere with mask contact to the face.

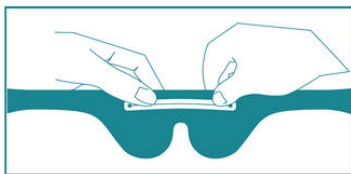
5 Switch the mask on by gently covering the left side of the Pod with the palm of your hand for up to 5 seconds. This is where the 'On' sensor is located. The lights will activate.



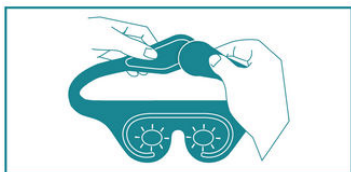
6 Place the Pod into the Fabric Mask by inserting it into the pocket.



- 7** Ensure that the Pod is inserted fully inside the Fabric Mask and seal the pocket by using the hook-and-loop touch fastener located inside the pocket opening.



- 8** Put your mask on your forehead and secure the head strap using the hook-and-loop touch fastener. Lower it over your eyes.



- 9** You are now ready to go to sleep wearing the Sleep Mask.



Nightly Use

Noctura 400 should be used every night.

If the mask does not have continuous skin contact in the first 15 minutes of use, the lights will go out after 3 minutes. If required, restart from step 5.

After 15 minutes of continuous use, the mask will remain active for the next 8 hours, even if removed and not worn.

How to Store Noctura 400

During the day, **when not in use, remove the Pod from the Fabric Mask** and store both parts of Noctura 400 away from any liquids, metal objects and electronic devices that use wireless networks such as e-readers, tablets, mobile phones and cordless telephones.

Store the Pod and Fabric Mask in a cool dry place away from direct sunlight.

General household dust and cotton fibres will not have an effect on the device.

Keep out of reach of pets or children, as possible false activation or damage could occur.

Care and Cleaning Instructions

The Fabric Mask is designed to be laundered and can be washed, SEPARATELY with the hook-and-loop touch fastener closed, in a washing machine at a maximum of 30°C. **Make sure the Pod IS REMOVED FIRST** and is not re-inserted until the Fabric Mask is fully dry. Allow to dry in air, do not wring, tumble dry, iron or place on hot surfaces to accelerate drying. Do not re-use until fully dry and moisture free.

The Pod can only be wiped clean using a dry cloth or by using the Pod wipes provided. Prior to cleaning, the Pod must be fully removed from the Fabric Mask. Allow the Pod to dry fully before re-inserting into the Fabric Mask.

Return Instructions

Return: When the operational lifetime of the Pod has expired (as indicated on the inside of the box), clean the Pod with a Pod Wipe and place into the Return Envelope. Please ensure the Pod is returned for analysis.

Re-use: There is no need to return the Fabric Mask. You can wash this and continue to use it with future Pods if you wish.

Recycle: All of the cardboard packaging should be recycled through your household recycling collections.

Need help?

If you have any questions, queries or feedback about Noctura 400, please call or email:

Noctura Advisory Line
+44 (0) 1740 625 555
enquiries@polyphotonix.com

You can also visit our troubleshooting page;





















www.noctura.com/troubleshooting

In the event of a fault or device failure please contact your provider.

Technical Information


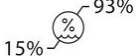

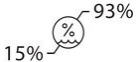
Symbol Definitions

	Name and address of legal manufacturer and date of manufacture YYYY-MM
	Use by date, year and month YYYY-MM
	CE Mark
IP22	The Ingress Protection rating. The device is protected against ingress of solid objects over 12mm (e.g. fingers) and against dripping water when the device is tilted at an angle up to 15 degrees from its normal position.
	Noctura 400 has been classified as a BF applied part.
	Consult the instructions for use.
	Not for general waste.
	Model / Catalogue number
	Batch Code (lot number)
	Serial Number
	Authorised Representative in the European Community
	Importer
	Keep dry
	Single patient multiple use
	Medical Device
	Do not bleach
	Do not dry clean
	Machine wash SEPARATELY at 30 °C
	Dry flat

Pod

Part Number	PPX-PODASSY1-10058
Medical Device Classification	Class IIa
Enclosure Material	White Polypropylene (Copolymer and 3% Masterbatch)
Dimensions (length x width x height in mm)	125 x 60 x 12
Weight (g)	56
Light Source	OLED x 2, peak wavelength 502 ± 5 nm, starting luminance 74 ± 5 cd/m ² , allowable drift $+3 -7$ cd/m ² over lifetime.
Power Supply	CR2450 Lithium Coin Cells x2
Power on Mechanism	Capacitive Sensor
Auto Power Off	Yes
Face Contact Detection	Yes
Usage Recording Ability	Yes
Date and Time Sensitive	Yes
Pre-defined Dosage Limitation	Yes
Light Intensity Regulation	Yes

Permissible Environmental Conditions:

	Temperature	Humidity
Operation		
Transportation & Safe Storage		 Non-condensing

There are no pressure sensitive parts in Noctura 400.

Fabric Mask

Part Number	PPX-FabricMask-10113
Black Outer Fabrics	Polyamide, Elastane
Non-slip Grip Strips	Thermoplastic Polyurethane
Inner Foam	Polyether Polyurethane
Glue	Polyurethane
Hook-and-loop Touch Fastener	Polyamide and Polyester
Dimensions (length x width x height in mm)	672 x 97 x 10 (without Pod)
Weight (g)	36

Keep away from fire and flames

This leaflet was last revised on: 5th September 2025, Version 9

Manufactured By: PolyPhotonix Medical Ltd.,
NETPark, Sedgfield, County Durham TS21 3FF
United Kingdom

POLYPHOTONIX

MEDICAL

CE
1639

CMC Medical Devices & Drugs S.L.
C/ Horacio Lengo no 18.
C.P. 29006 Málaga, Spain

EU

REP